

Scaled data based on original data using
LM-79-08 Approved Method: Electrical and Photometric Measurements of Solid-
State Lighting Products

Test Report Prepared for
Cooper Lighting Solutions
(formerly Eaton)

Brand: McGRAW-EDISON

Report Number: P387046

Luminaire Tested: **GWC-SA2D-730-U-T4FT-HSS**

Issue Date: 3/3/2020

Test Information

Test Method: LM-79-08
Report Number: P387046
TEST IS SCALED FROM IESNA LM-79-08 TEST DATA (G2-1903-205-17)
Test Lab: INNOVATION CENTER
Issue Date: 3/3/2020
Manufacturer: COOPER LIGHTING SOLUTIONS (FORMERLY EATON)
Product Line: MCGRAW-EDISON
Catalog Number: GWC-SA2D-730-U-T4FT-HSS
Description: GALLEON WALL LUMINAIRE
(2) 70 CRI, 3000K, 1200mA LIGHTSQUARES WITH 16 LEDS EACH AND TYPE IV FORWARD THROW OPTICS WITH HOUSE SIDE SHIELD
Light Source: -
Ballast/Driver: ELECTRONIC DRIVER

Summary

Lumens per Lamp: N/A
Luminaire Lumens: 10472 lumens
Efficiency: N/A
Efficacy: 81.2 lumens/watt
Luminous Opening: Rectangular (W 1' x L: 0.5' x H: 0')
IES Classification: Type IV - Short
BUG Rating: B1 - U0 - G2

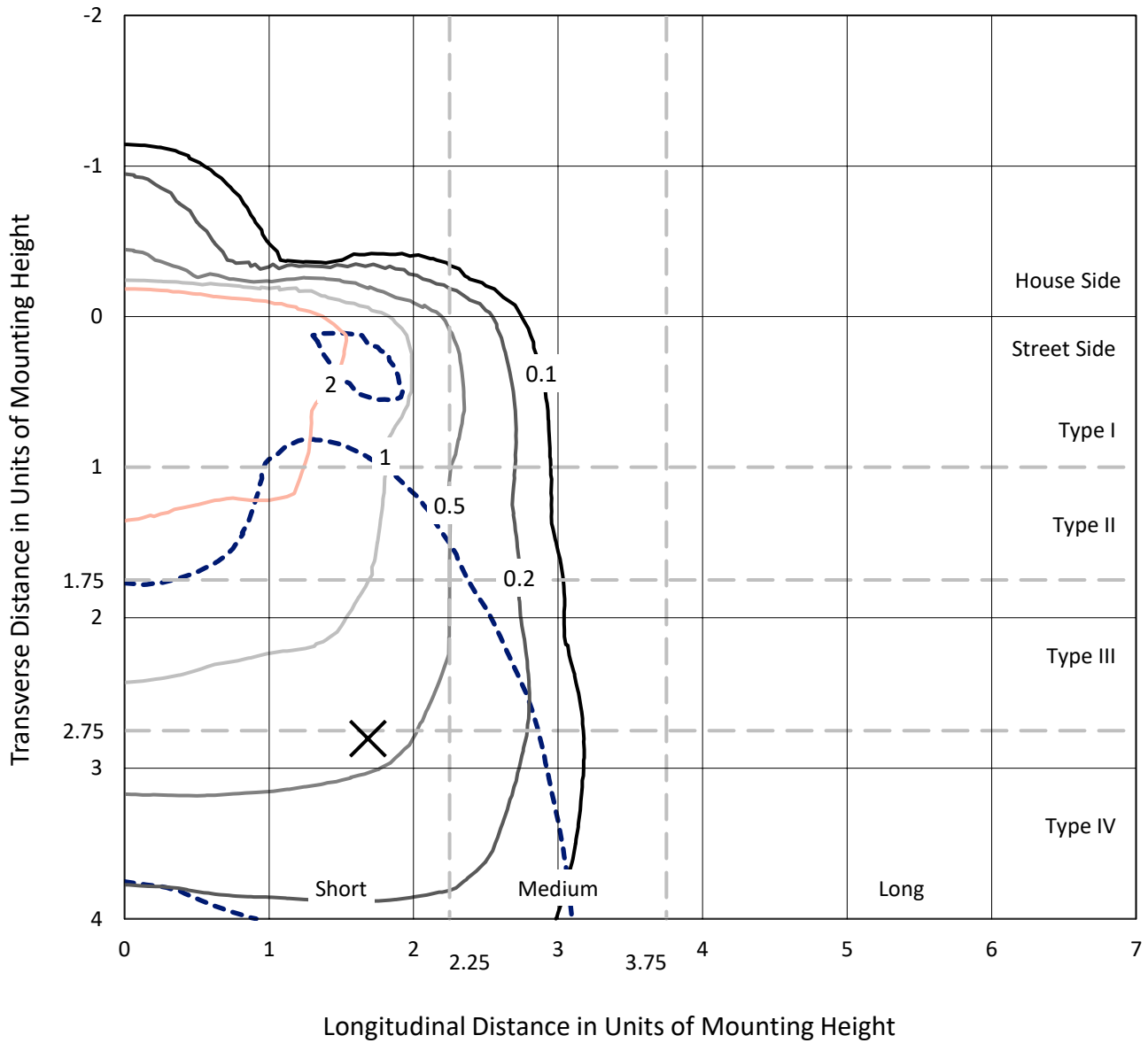
Input Watts (W): 129
Input Voltage (V): NR
Input Current (Ain): NR
Voltage Rise (V): NR
Power Factor: NR
Total Harmonic Distortion (THDi): NR
Frequency (hertz): 60
Stabilization Time: NR
Operation Time: NR
Ambient Temperature (°C): NR
Test Distance: 24 FT



REPORT NUMBER: P387046
 CATALOG NUMBER: GWC-SA2D-730-U-T4FT-HSS

Iso-Footcandle Lines of Horizontal Illumination

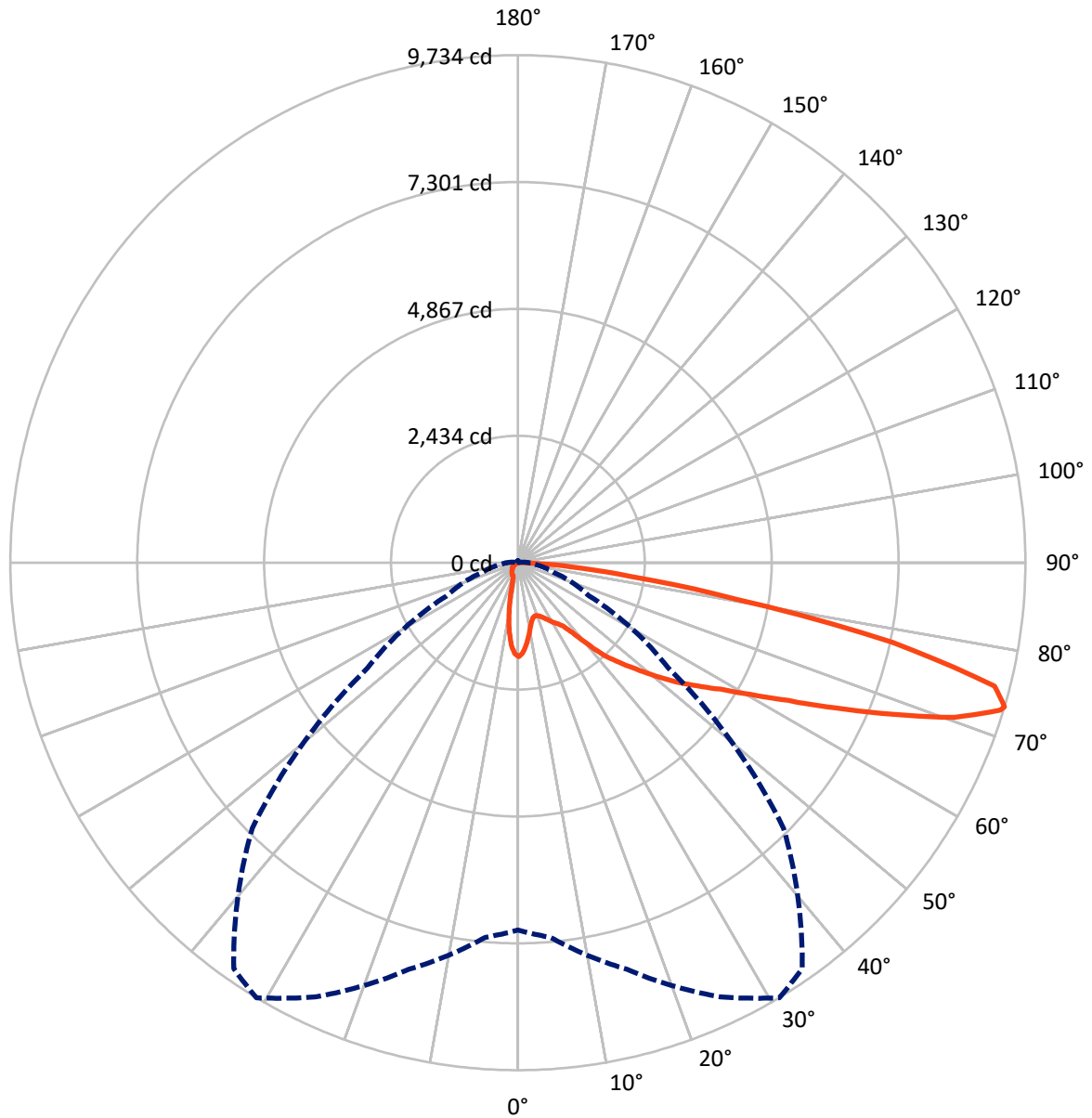
✕ Max cd
 - - - 1/2 Max cd



Based on 20 foot mounting height. Maximum calculated value = 4.5 fc
 Type IV - Short - N/A

REPORT NUMBER: P387046
CATALOG NUMBER: GWC-SA2D-730-U-T4FT-HSS

Luminous Intensity Polar Plot



— Vertical Plane Through 31-Deg Lateral - - - Horizontal Cone Through 73-Deg Vertical

REPORT NUMBER: P387046

CATALOG NUMBER: GWC-SA2D-730-U-T4FT-HSS

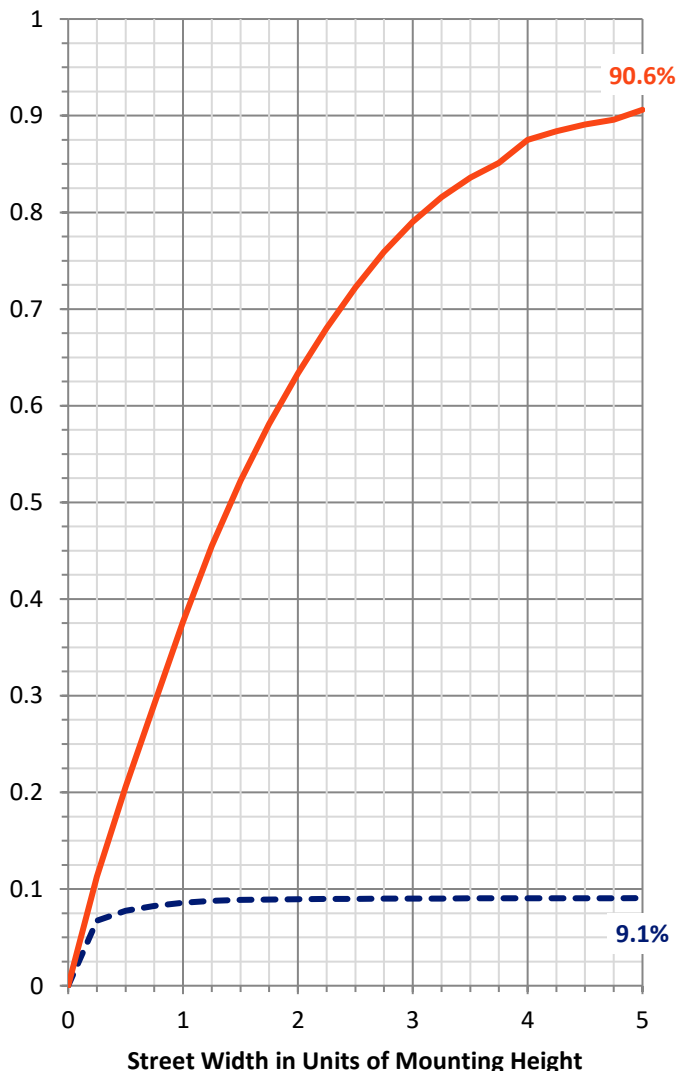
FLUX DISTRIBUTION:

		Downward	Upward	Total
House Side	Lumens	954.6	0.0	954.6
	% Fixture	9.1	0.0	9.1
Street Side	Lumens	9517.4	0.0	9517.4
	% Fixture	90.9	0.0	90.9
Total	Lumens	10472.0	0.0	10472.0
	% Fixture	100.0	0.0	100.0

ZONAL LUMENS:

Zone	Lumens	% Fixture
0°-10°	149.4	1.4
10°-20°	324.4	3.1
20°-30°	486.0	4.6
30°-40°	773.2	7.4
40°-50°	1380.8	13.2
50°-60°	2142.5	20.5
60°-70°	2848.2	27.2
70°-80°	2142.4	20.5
80°-90°	225.1	2.1
90°-100°	0.0	0.0
100°-110°	0.0	0.0
110°-120°	0.0	0.0
120°-130°	0.0	0.0
130°-140°	0.0	0.0
140°-150°	0.0	0.0
150°-160°	0.0	0.0
160°-170°	0.0	0.0
170°-180°	0.0	0.0
0°-90°	10472.0	100.0
0°-180°	10472.0	100.0

Coefficient of Utilization



REPORT NUMBER: P387046

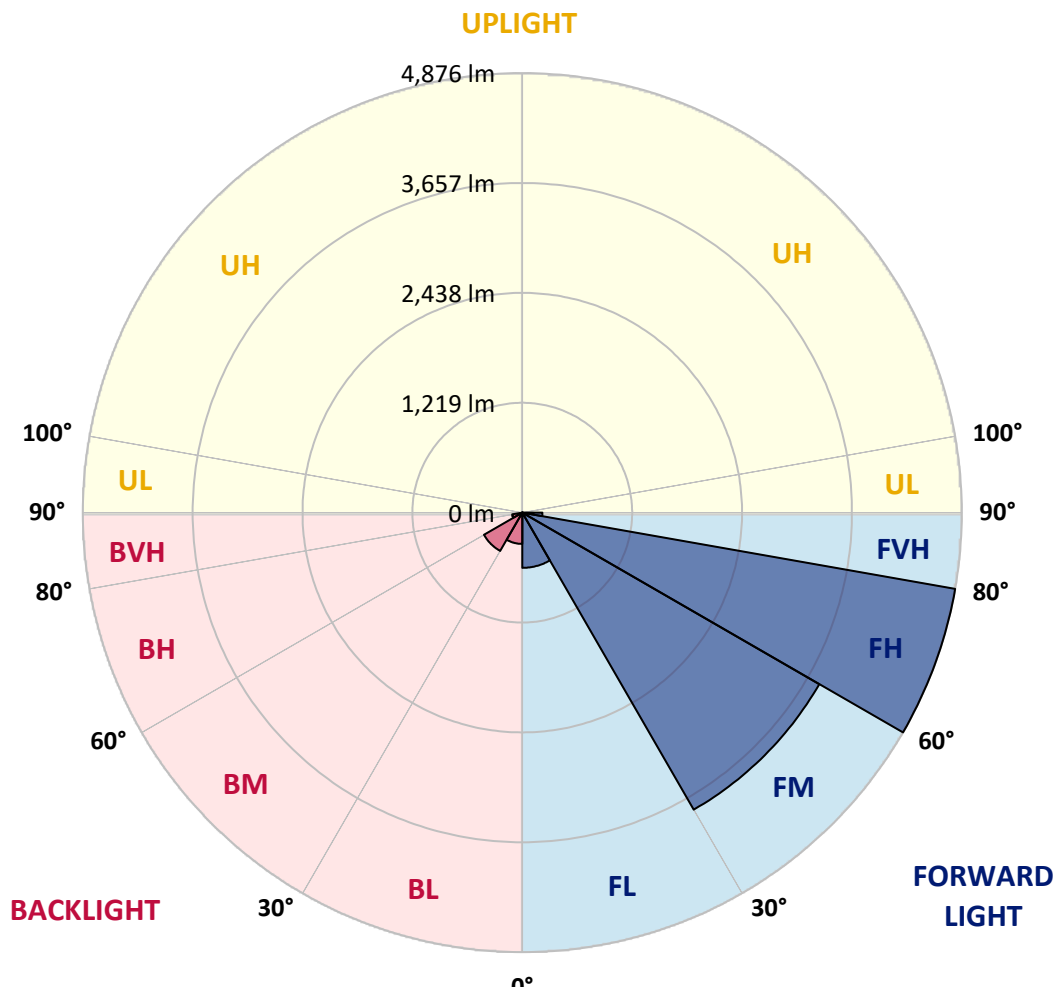
CATALOG NUMBER: GWC-SA2D-730-U-T4FT-HSS

LUMINAIRE CLASSIFICATION SYSTEM LUMEN TABLE AND BUG RATING:

Zone	Lumens	% Fixture	Zone Rating/Lumen Limit		
			B	U	G
FL (0°-30°)	612.6	5.9			
FM (30°-60°)	3805.2	36.3			
FH (60°-80°)	4876.4	46.6			G2/5000
FVH (80°-90°)	223.2	2.1			G2/225
BL (0°-30°)	347.1	3.3	B1/500		
BM (30°-60°)	491.3	4.7	B1/1000		
BH (60°-80°)	114.2	1.1	B1/500		G1/500
BVH (80°-90°)	1.9	0.0			G0/10
UL (90°-100°)	0.0	0.0		U0/0	
UH (100°-180°)	0.0	0.0		U0/0	

BUG Rating: B1-U0-G2

Type IV Short





REPORT NUMBER: P387046

CATALOG NUMBER: GWC-SA2D-730-U-T4FT-HSS

CANDELA DISTRIBUTION (FULL):

	0°	5°	15°	25°	31°	35°	45°	55°	65°	75°	85°
0°	1801.7	1801.7	1801.7	1801.7	1801.7	1801.7	1801.7	1801.7	1801.7	1801.7	1801.7
2.5°	1707.4	1714.6	1722.3	1723.8	1736.6	1737.2	1755.6	1769.4	1783.3	1796.6	1801.2
5°	1532.2	1544.0	1557.8	1571.6	1598.8	1609.6	1654.7	1700.8	1744.8	1786.9	1807.4
7.5°	1345.1	1358.5	1377.9	1412.3	1442.5	1463.5	1534.7	1616.7	1698.7	1776.1	1820.7
10°	1174.5	1186.8	1207.3	1243.7	1290.3	1319.0	1414.8	1528.6	1649.0	1766.4	1840.7
12.5°	1065.9	1072.5	1083.8	1122.7	1164.8	1197.1	1309.8	1450.7	1608.0	1765.9	1873.0
15°	1045.9	1047.9	1038.7	1056.1	1088.9	1120.2	1234.5	1387.7	1576.8	1774.1	1915.0
17.5°	1077.7	1076.6	1045.9	1043.8	1070.0	1095.6	1197.6	1344.1	1554.7	1793.0	1969.3
20°	1125.8	1122.2	1068.9	1059.2	1086.9	1111.0	1195.0	1327.7	1546.5	1824.8	2035.4
22.5°	1189.9	1183.7	1100.2	1090.0	1119.7	1144.8	1226.8	1343.6	1553.7	1867.3	2112.3
25°	1269.3	1260.1	1154.0	1142.7	1173.0	1198.1	1283.7	1389.2	1575.2	1919.1	2209.6
27.5°	1359.0	1345.7	1240.1	1210.9	1245.2	1271.4	1359.5	1458.9	1609.1	1973.9	2329.0
30°	1443.5	1426.1	1330.8	1282.6	1324.7	1353.9	1441.5	1541.9	1663.4	2058.5	2492.5
32.5°	1528.6	1509.1	1411.8	1354.4	1392.3	1424.1	1526.0	1656.2	1765.3	2187.6	2709.8
35°	1724.4	1703.9	1584.5	1489.7	1489.1	1507.1	1644.4	1812.5	1900.1	2367.5	2969.1
37.5°	2053.8	2042.1	1928.3	1748.4	1700.3	1680.3	1805.8	1999.0	2093.8	2615.0	3261.7
40°	2414.6	2404.4	2276.8	2113.8	2040.5	1991.3	2037.5	2258.8	2367.5	2917.3	3560.4
42.5°	2822.0	2773.3	2545.8	2497.1	2431.5	2394.1	2352.6	2579.1	2703.6	3246.3	3856.6
45°	3192.0	3110.0	2814.8	2741.0	2726.2	2735.4	2758.4	3009.5	3081.8	3637.3	4151.8
47.5°	3412.3	3347.8	3121.3	3050.5	3046.4	3107.4	3281.6	3495.8	3458.4	3978.0	4411.6
50°	3621.9	3563.5	3375.4	3392.8	3411.8	3494.8	3875.6	3996.0	3802.3	4287.0	4649.9
52.5°	3791.5	3702.4	3604.0	3701.8	3795.1	3928.9	4488.4	4444.9	4046.2	4533.0	4853.8
55°	3889.4	3848.9	3896.6	3995.0	4170.2	4387.5	5067.0	4818.4	4224.5	4757.5	4989.6
57.5°	4248.1	4168.7	4263.5	4348.5	4577.1	4881.0	5562.5	5096.7	4353.2	4896.3	5020.9
60°	4682.1	4618.1	4673.9	4815.4	5123.9	5481.0	6025.7	5323.7	4420.3	4985.5	4939.9
62.5°	5372.9	5288.4	5253.5	5411.8	5820.8	6210.7	6377.3	5481.0	4405.4	4946.0	4662.2
65°	6298.4	6210.7	6055.0	6198.4	6718.6	6993.7	6770.3	5514.3	4302.9	4626.8	3960.1
67.5°	7246.4	7182.8	7049.6	7291.5	7760.9	7849.5	7185.9	5433.4	3972.9	3751.6	2797.9
70°	7872.6	7845.4	7932.0	8467.0	8885.7	8860.0	7567.2	4998.3	3096.7	2307.0	1384.1
72.5°	7421.1	7551.3	8190.8	9160.8	9672.3	9463.2	7371.4	3838.2	1770.0	887.5	400.2
73°	7047.0	7213.6	8074.5	9187.0	9734.3	9505.2	7206.9	3523.0	1508.6	700.5	303.4
75°	4902.5	5106.9	6684.7	8556.2	9444.2	9056.3	6007.3	2156.3	699.0	310.5	122.5
77.5°	2380.3	2531.4	3680.8	6182.0	7344.8	7075.7	3739.8	803.5	315.7	194.2	56.4
80°	888.6	988.0	1597.8	3146.4	4244.5	4355.7	1644.9	303.9	210.1	156.3	28.7
82.5°	232.6	259.3	589.3	1403.1	2175.3	2276.8	518.6	153.2	153.7	128.6	17.4
85°	74.3	85.1	184.0	629.8	1024.9	899.8	135.3	74.3	111.7	95.8	9.7
87.5°	9.2	11.8	58.4	148.1	226.0	125.5	21.0	22.0	47.7	53.3	5.6
90°	0.0	0.0	0.0	0.0	0.0	0.0	0.0	0.0	0.0	0.0	0.0



REPORT NUMBER: P387046

CATALOG NUMBER: GWC-SA2D-730-U-T4FT-HSS

CANDELA DISTRIBUTION (continued):

	90°	95°	105°	115°	125°	135°	145°	155°	165°	175°	180°
0°	1801.7	1801.7	1801.7	1801.7	1801.7	1801.7	1801.7	1801.7	1801.7	1801.7	1801.7
2.5°	1805.8	1803.3	1803.8	1790.5	1781.7	1764.3	1746.4	1738.2	1729.5	1725.9	1729.5
5°	1815.1	1810.4	1797.1	1756.1	1712.6	1656.2	1603.4	1563.4	1513.2	1499.4	1513.7
7.5°	1829.4	1820.2	1781.2	1697.7	1600.9	1493.2	1372.3	1284.2	1211.9	1165.3	1182.2
10°	1850.4	1833.0	1754.6	1612.6	1439.4	1248.8	1077.1	943.4	848.6	809.7	808.1
12.5°	1885.8	1853.0	1721.8	1502.0	1242.1	988.0	763.0	618.0	541.1	491.4	490.4
15°	1924.7	1876.5	1680.3	1369.2	1012.6	707.7	491.4	381.3	331.5	315.7	313.6
17.5°	1972.4	1903.7	1626.5	1205.8	772.2	468.9	320.8	289.0	287.0	285.4	285.4
20°	2032.3	1936.0	1557.3	1018.7	547.8	313.1	272.6	274.7	275.7	273.6	274.2
22.5°	2102.0	1968.8	1474.8	817.8	370.5	261.9	260.8	263.4	264.4	263.4	263.9
25°	2183.0	2006.7	1374.4	607.2	267.5	248.5	251.1	254.7	257.2	257.2	257.2
27.5°	2283.4	2052.8	1253.4	423.8	231.1	234.7	241.9	248.5	252.1	253.1	253.1
30°	2414.1	2110.2	1108.4	290.6	210.1	216.2	229.6	242.4	249.0	250.1	250.6
32.5°	2579.1	2174.8	940.3	214.7	192.2	196.8	211.1	232.6	245.5	247.5	247.5
35°	2768.2	2249.6	759.4	187.0	179.4	180.9	192.2	216.8	239.3	244.9	245.5
37.5°	2975.2	2323.4	577.5	174.7	168.6	168.6	176.8	197.8	224.4	241.9	243.9
40°	3168.4	2368.0	404.8	165.0	158.9	158.9	166.0	181.4	206.5	232.6	238.3
42.5°	3346.7	2383.3	281.8	155.8	149.6	151.2	157.3	169.6	188.6	214.7	219.8
45°	3530.2	2380.8	205.5	145.0	140.4	145.0	149.6	158.9	172.7	187.6	188.6
47.5°	3668.5	2359.3	163.0	134.8	131.7	137.8	141.9	148.1	155.8	154.8	154.8
50°	3798.2	2307.0	131.2	120.9	123.0	130.2	132.2	134.3	134.8	125.0	124.0
52.5°	3896.6	2225.5	105.0	106.1	114.3	121.4	119.4	116.3	111.2	99.4	97.4
55°	3929.4	2068.7	82.5	87.6	101.5	110.7	103.0	96.3	86.6	76.9	74.8
57.5°	3869.9	1866.3	67.1	68.2	85.6	93.3	84.6	76.9	66.1	57.9	56.4
60°	3743.9	1641.3	55.3	51.2	66.1	72.8	67.1	59.4	49.7	43.6	43.0
62.5°	3493.8	1401.5	45.6	40.0	50.2	55.9	52.3	46.6	38.4	34.3	33.8
65°	2968.0	1121.2	36.9	32.3	38.9	43.6	40.5	36.4	30.2	27.2	26.6
67.5°	2071.8	757.9	30.2	26.6	30.7	34.3	31.8	29.7	24.1	23.6	24.1
70°	999.3	365.4	25.1	21.5	24.1	26.6	25.6	24.1	23.1	26.6	30.7
72.5°	286.5	122.5	20.0	17.9	19.5	21.0	22.0	21.5	25.1	32.3	37.4
73°	220.3	98.9	19.0	16.9	18.4	20.5	21.5	21.0	25.6	32.8	37.4
75°	94.3	47.7	14.3	13.8	15.4	17.9	19.0	19.0	25.6	33.3	35.9
77.5°	42.5	25.6	9.2	10.8	13.3	14.3	15.9	15.9	20.5	25.6	25.6
80°	24.1	13.8	7.2	8.2	9.7	9.7	9.7	8.7	9.2	10.2	11.3
82.5°	15.4	9.2	5.6	6.7	6.1	5.1	4.1	4.1	3.6	4.1	5.1
85°	8.7	5.1	5.1	4.1	2.6	2.0	2.6	2.0	0.5	0.0	0.5
87.5°	5.1	3.1	1.5	0.0	0.0	0.0	0.0	0.0	0.0	0.0	0.0
90°	0.0	0.0	0.0	0.0	0.0	0.0	0.0	0.0	0.0	0.0	0.0

Signify Classified - Internal
Cooper Lighting Solutions Photometric Lab
1121 Highway 74 South
Peachtree City, GA 30269

Scaled Data Report



Report Generated By 670245982

Signify Classified - Internal
Cooper Lighting Solutions Photometric Lab
1121 Highway 74 South
Peachtree City, GA 30269

Scaled Data Report



Signify Classified - Internal
Cooper Lighting Solutions Photometric Lab
1121 Highway 74 South
Peachtree City, GA 30269

Scaled Data Report



Signify Classified - Internal
Cooper Lighting Solutions Photometric Lab
1121 Highway 74 South
Peachtree City, GA 30269

Scaled Data Report





--- HS — SS

Signify Classified - Internal
Cooper Lighting Solutions Photometric Lab
1121 Highway 74 South
Peachtree City, GA 30269

Scaled Data Report



u

Signify Classified - Internal
Cooper Lighting Solutions Photometric Lab
1121 Highway 74 South
Peachtree City, GA 30269

Scaled Data Report



Signify Classified - Internal
Cooper Lighting Solutions Photometric Lab
1121 Highway 74 South
Peachtree City, GA 30269

Scaled Data Report



(END OF REPORT)